

**EMAIL TO FMSPECIALORDERS@HDSUPPLY.COM**

**PLEASE NOTE:** All requests for custom items will be presented as a quote. Requests will not be placed directly on order without review and approval.

**SHIPPING ADDRESS**

**SAME AS ACCOUNT**

ORDER DATE \_\_\_\_\_

ACCOUNT NUMBER \_\_\_\_\_

PO NUMBER \_\_\_\_\_

CUSTOMER NAME \_\_\_\_\_











CUSTOMER PHONE NUMBER \_\_\_\_\_

SALES REP NAME \_\_\_\_\_

SALES REP PHONE NUMBER \_\_\_\_\_

|                               |             |
|-------------------------------|-------------|
| SHIP TO (Property Name) _____ |             |
| SHIPPING ADDRESS _____        |             |
| CITY _____                    | PHONE _____ |
| STATE _____                   | ZIP _____   |

**EMAIL QUOTE CONFIRMATION TO:** NAME: \_\_\_\_\_ EMAIL: \_\_\_\_\_

| TYPE  | SINK CUT-OUT  | SINK CUT-OUT DIMENSIONS  | SINK MOUNT  |
|---|---|--|---|
| <input type="checkbox"/> Kitchen Counter  | <input type="checkbox"/> None   | Width _____  | <input type="checkbox"/> Drop-In  |
| <input type="checkbox"/> Kitchen Island   | <input type="checkbox"/> Rectangular  | Length _____   | <input type="checkbox"/> Undermount   |
| <input type="checkbox"/> Bath Vanity  | <input type="checkbox"/> Round  | Radius _____   |   |
| <input type="checkbox"/> Bartop   | <input type="checkbox"/> Oval   | Model # _____  |   |
| MATERIAL  | COLOR   | Wilson Art Name: _____ Pattern #: _____ Finish: _____                                |   |
| <input type="checkbox"/> Stone  |   | Formica Name: _____ Pattern #: _____ Finish: _____                                   |   |
| <input type="checkbox"/> Solid Surface  |   | Other: _____   |   |
| <input type="checkbox"/> Laminate   |   |  |   |
| <input type="checkbox"/> Other _____  |   |  |   |
| SLAB DIMENSIONS   |   |  |   |
| Quantity: _____   | Quantity: _____   | Quantity: _____  | Quantity: _____   |
| Length: _____   | Length: _____   | Length: _____  | Length: _____   |
| Depth: _____  | Depth: _____  | Depth: _____   | Depth: _____  |
| EDGE DETAIL   |   |  |   |
|    |    |   |    |
| <input type="checkbox"/> Square   | <input type="checkbox"/> Top Bevel  | <input type="checkbox"/> Top and Bottom Bevel  | <input type="checkbox"/> Half Bull Nose   |
|    |    |  |  |
| <input type="checkbox"/> Full Bull Nose   | <input type="checkbox"/> Waterfall Edge (laminite only)                               | <input type="checkbox"/> No Drip Edge (laminite only)                                | <input type="checkbox"/> Ogee   |
|  |  |  |   |
| <input type="checkbox"/> Cove   | <input type="checkbox"/> Reverse Bevel  |  |   |
| ADDITIONAL INSTRUCTIONS   |   |  | <input type="checkbox"/> Other _____  |
| _____   |   |  |   |
| _____   |   |  |   |
| _____   |   |  |   |

**COUNTERTOP ORDER TERMS**

Due to the custom requirements and lead times, countertop orders may not be cancelled and countertops are not returnable. Additional charges may apply for changing sizes or quantities after the initial order is placed and will require a new worksheet. Delivery times may vary, and freight charges may apply. If ordered, you must inspect product for damages upon receipt. Any damage must be noted when signing for delivery so credit can be issued.

**By signing below, you agree to the terms stated above and that all measurements shown above are correct.**

ACCEPTED BY: \_\_\_\_\_

NAME (PLEASE PRINT)

\_\_\_\_\_

SIGNATURE


DATE: \_\_\_\_\_

**EMAIL COMPLETED FORM TO: FMSPECIALORDERS@HDSUPPLY.COM**

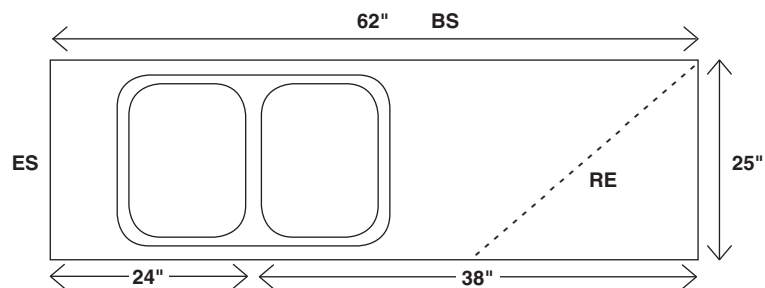
Please use the space provided to draw your request. Use the following symbols to specify your desired features.

 Miter Cut   **ED** Edge Detail   **RE** Raw Edge

**C** End Cap   **BS** Butt Splash   **PS** Pantry Splash   **ES** End Splash   **CS** Contoured Splash



**EXAMPLE**



**EMAIL COMPLETED FORM TO: [FMSPECIALORDERS@HDSUPPLY.COM](mailto:FMSPECIALORDERS@HDSUPPLY.COM)****MEASURING INSTRUCTIONS**

- Always measure countertops from the back wall to the front of your countertop (including depth of backsplash).
- Measure to the nearest 1/16" for best fit.
- For sink cut-outs, measure from the wall to the centerline of a sink.
- Industry standard for a kitchen counter is a depth of 25-1/2" depth with a backsplash height of 2-7/8".
- Industry standard for a bath vanity counter is a depth of 22-1/2" with a backsplash height of 3-1/8".

**DISCLAIMERS**

- We cannot guarantee that the cut, finish, or texture will match a previously purchased product.
- Availability of edge detail offerings vary per manufacturer.
- Maximum and minimum slab length requirements vary per manufacturer.
- A butt joint may be necessary if the maximum slab length requirement of a local manufacturer is exceeded.