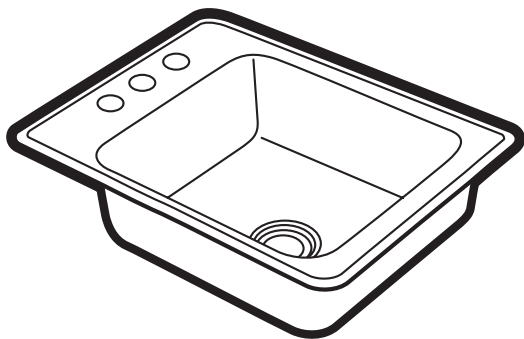




Buy it for looks. Buy it for life.®



SINK DESCRIPTION

- 2000 series single bowl drop-in sink
- 20 gauge stainless steel, Brushed finish
- Center drain, 1 to 4 faucet holes as indicated
- U-Channel mounting system, hardware included
- SoundSHIELD sound absorbing system

CUT OUT DIMENSIONS

- 21-1/2" x 16-1/2" with 3/4" corner radius. Tolerance of plus or minus 1/16" is acceptable

STANDARDS

- Third party certified by IAPMO to meet ASME A112.19.3/CSA B45.4 and all applicable specifications referenced

WARRANTY

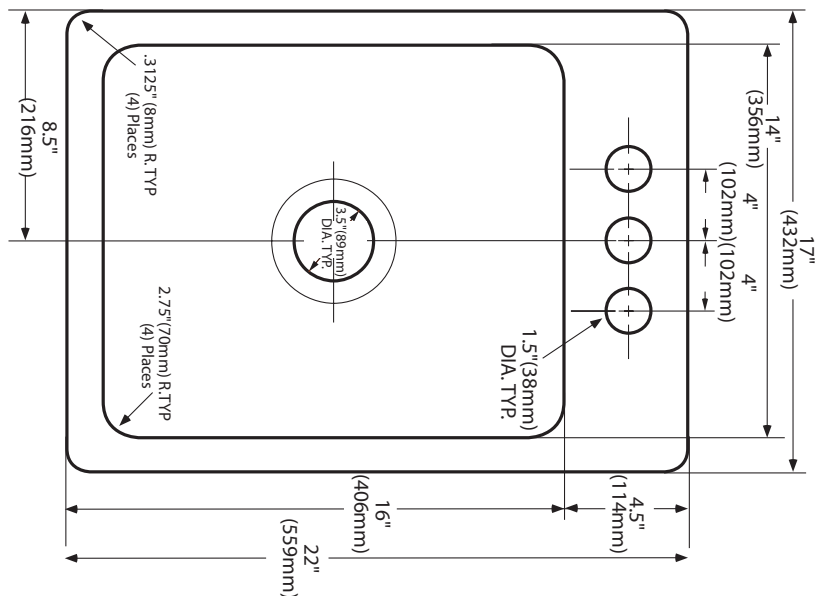
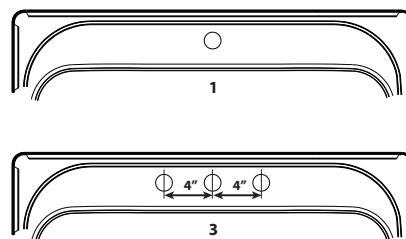
- Limited lifetime warranty against material or manufacturing defects to the original consumer purchaser

Specifications

Model Number	Faucet Holes	Depth-Inches	Drain Placement	Model Specified
G204573	3	7	Center	
G204571	1	7	Center	

Faucet Hole Configurations

1-1/2" (38mm) Diameter faucet holes
4" (102mm) Center



CRITICAL DIMENSIONS

(DO NOT SCALE)

MADE IN THE USA

Installation Detail

